

Self-Propelled Telescopic Booms

S™-120 & S™-125

Specifications

Models	S™-120		S™-125	
Measurements	US	Metric	US	Metric
Working height maximum*	126 ft	38.58 m	131 ft 2 in	40.15 m
Platform height maximum	120 ft	36.58 m	125 ft 2 in	38.15 m
Horizontal reach maximum	75 ft	22.86 m	80 ft	24.38 m
Below ground reach	6 ft 6 in	1.98 m	10 ft 9 in	3.28 m
A Platform length - 8 ft model	3 ft	0.91 m	3 ft	0.91 m
Platform length - 6 ft model	2 ft 6 in	0.76 m	2 ft 6 in	0.76 m
B Platform width - 8 ft model	8 ft	2.44 m	8 ft	2.44 m
Platform width - 6 ft model	6 ft	1.83 m	6 ft	1.83 m
C Height - stowed	10 ft 1 in	3.07 m	10 ft 1 in	3.07 m
D Length - stowed	42 ft 8 in	13.00 m	46 ft 9 in	14.25 m
Length - transport (jib tucked under)			39 ft 11 in	12.17 m
E Width - axles retracted	8 ft 1 in	2.46 m	8 ft 1 in	2.46 m
Width - axles extended	11 ft 1 in	3.38 m	11 ft 1 in	3.38 m
A Wheelbase	12 ft	3.66 m	12 ft	3.66 m
E Ground clearance - center	1 ft 5 in	0.38 m	1 ft 5.5 in	0.38 m

Productivity

Lift capacity	750 lbs	340 kg	500 lbs	227 kg
Platform rotation	160°		160°	
Vertical jib rotation	—		135°	
Turntable rotation	360° continuous		360° continuous	
Turntable tailswing - axle retracted	5 ft 6 in	1.68 m	5 ft 6 in	1.68 m
Turntable tailswing - axle extended	4 ft 1 in	1.24 m	4 ft 1 in	1.24 m
Drive speed - stowed	3.0 mph	4.8 km/h	3.0 mph	4.8 km/h
Drive speed - raised below 80 ft	0.68 mph	1.1 km/h	0.68 mph	1.1 km/h
Drive speed - raised above 80 ft	0.34 mph	.55 km/h	0.34 mph	.55 km/h
Gradeability - stowed**	40%		40%	
Turning radius - axle retracted: inside	13 ft 2 in	4.01 m	13 ft 2 in	4.01 m
outside	22 ft 2 in	6.75 m	22 ft 2 in	6.75 m
Turning radius - axle extended: inside	8 ft 6 in	2.59 m	8 ft 6 in	2.59 m
outside	18 ft 10 in	5.74 m	18 ft 10 in	5.74 m
Controls	12 V DC proportional		12 V DC proportional	
Tires - RT lug	445D50/710		445D50/710	

Power

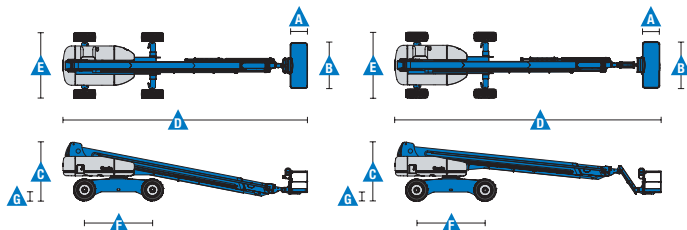
Power source	Deutz TD 2011 L04i 4-cylinder turbo diesel, 74 hp (55 kW) Perkins 804D-33T 4-cylinder turbo diesel, 74 hp (55 kW)			
Auxiliary power unit	12 V DC		12 V DC	
Hydraulic tank capacity	55 gal	208 L	55 gal	208 L
Fuel tank capacity	40 gal	151 L	40 gal	151 L

Weight***

4WD	44,340 lbs	20,112 kg	44,640 lbs	20,248 kg
-----	------------	-----------	------------	-----------

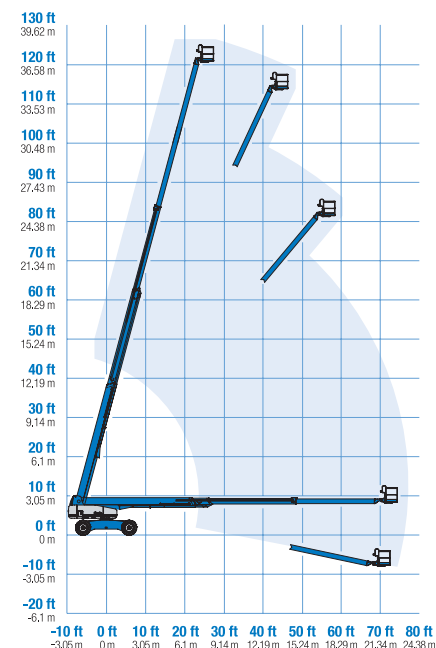
Standards Compliance

ANSI A92.5, CSA B354.4, EN 280, AS 1418.10

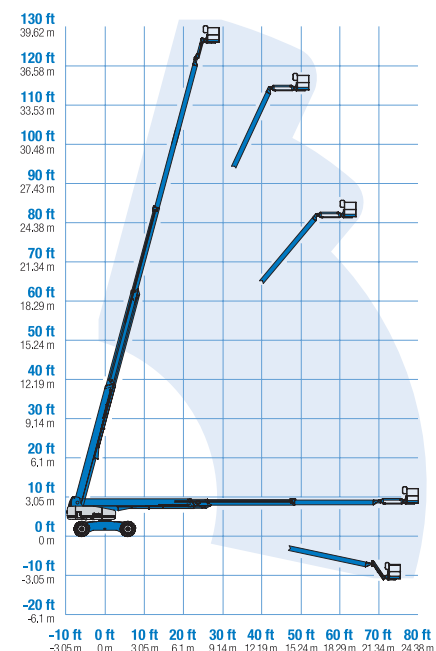


www.genielift.com

Range Of Motion S™-120



Range Of Motion S™-125



* The metric equivalent of working height adds 2 m to platform height.
U.S. adds 6 ft to platform height.

** Gradeability applies to driving on slopes. See operator's manual for details regarding slope ratings.

*** Weight will vary depending on options and/or country standards.



Self-Propelled Telescopic Booms

S™-120 & S™-125

Features

Standard Features	Easily Configured To Meet Your Needs	Options & Accessories
Measurements S™-120 <ul style="list-style-type: none"> 126 ft (38.58 m) working height 75 ft (22.86 m) horizontal reach 750 lb (340 kg) lift capacity S™-125 <ul style="list-style-type: none"> 131 ft 2 in (40.15 m) working height 80 ft (24.38 m) horizontal reach 500 lb (227 kg) lift capacity Productivity <ul style="list-style-type: none"> Self-leveling platform 160° hydraulic platform rotation Proportional joystick controls Hydraulic oil cooler Drive enable AC power cord to the platform Horn Hour meter Tilt alarm Descent alarm 360° continuous turntable rotation Positive traction 4WD Two speed wheel motors Four wheel high angle steer Four steering modes: front, rear, crab and coordinated On board full diagnostics and engine monitoring display Platform work lights Lockable platform control box cover Telematics ready connector Power <ul style="list-style-type: none"> 12 V DC auxiliary power Anti-restart engine protection Auto engine fault shutdown Swing out engine tray Welder ready 12.5 kW AC generator 	Platform Options <ul style="list-style-type: none"> Steel 8 ft (2.44 m) (standard) Steel 6 ft (1.83 m) Steel 8 ft (2.44 m) tri-entry Jib Options <ul style="list-style-type: none"> Non-jib (S-100 only) 5 ft (1.52 m) jib boom (S-105 only) Engine Options <ul style="list-style-type: none"> 74 hp (55 kW) Deutz turbo diesel T4f* (Standard) 74 hp (55 kW) Perkins turbo diesel T4f* Drive/Steer <ul style="list-style-type: none"> 4WD (standard) 4WS (standard) Axle <ul style="list-style-type: none"> Extendable axles (standard) Tire <ul style="list-style-type: none"> Rough terrain foam-filled (standard) 	Productivity Options <ul style="list-style-type: none"> Half-mesh platform inserts with swing gate Platform top auxiliary rail Welder package Deluxe hostile environment kit Thumb rocker steer Light package Entry toe boards Pipe cradle (pair) Panel cradle package Operator Protective Structure** Operator Protective Alarm Fall Arrest Bar Power Options <ul style="list-style-type: none"> Cold weather kit Diesel scrubber/catalytic muffler Intake air pre-cleaner



* Also available as Tier 4i in limited regions
 ** Available through aftermarket parts only

Genie United States

6464 185th Ave. NE
 Redmond, WA 98052
 Telephone +1 (425) 881-1800
 Toll Free in USA/Canada +1 (800)-536-1800
 Fax +1 (425) 883-3475

Distributed By:

Effective Date: January, 2016. Product specifications and prices are subject to change without notice or obligation. The photographs and/or drawings in this document are for illustrative purposes only. Refer to the appropriate Operator's Manual for instructions on the proper use of this equipment. Failure to follow the appropriate Operator's Manual when using our equipment or to otherwise act irresponsibly may result in serious injury or death. The only warranty applicable to our equipment is the standard written warranty applicable to the particular product and sale and we make no other warranty, express or implied. Products and services listed may be trademarks, service marks or trade names of Terex Corporation and/or their subsidiaries in the USA and many other countries. Terex, Genie and AWP are registered trademarks of Terex Corporation or its subsidiaries. © 2016 Terex Corporation.

S120 0210L Part No. 109371

www.genielift.com